

# JEENG-04020-2023-01\_333860

*By Yura Witsqa Firmansyah*

## The Application of Membrane Bioreactor for Greywater Treatment

Elanda Fikri<sup>1,2</sup>, Oryza Filial Zulkarnain<sup>3</sup>, R Azizah<sup>3</sup>, Mohd Talib Latif<sup>4</sup>, Yura Witsqa Firmansyah<sup>5\*</sup>

<sup>1</sup>Bandung Health Polytechnic, Environmental Sanitation Department, Bandung, Indonesia, 40171

<sup>2</sup>Center of Excellence on Utilization of Local Material for Health Improvement, Bandung Health Polytechnic, Bandung 40171

<sup>3</sup>Department of Environmental Health, Faculty of Public Health, Universitas Airlangga, Surabaya 60115, Indonesia

<sup>4</sup>Department of Earth Sciences and Environment, Faculty of Science and Technology, Universiti Kebangsaan Malaysia, 43600 Bangi, Selangor, Malaysia

<sup>5</sup>Student of Doctoral Program of Environmental Sciences, Graduate School, Universitas Sebelas Maret, Surakarta City, 57126, Indonesia

\*Corresponding author email: [yurawf@student.uns.ac.id](mailto:yurawf@student.uns.ac.id)

### ABSTRACT

Urban planning management should consider wastewater as a challenge. Wastewater, in this case, grey water, is full of dangerous contaminants and, at specific concentrations, can turn into a substance that affects the environment. The effluent of the released waste must therefore be managed to ensure that it complies with the government's quality standard criteria. The membrane bioreactor (MBR) technology process produced waste effluents with low concentrations of biological oxygen demand (BOD<sub>5</sub>), chemical oxygen demand (COD), and total organic carbon (TOC), proving its higher efficiency as a biological processing stage. Total *coliforms* and *E. coli* are not present in processed products, detergents and total suspended solid (TSS) are effectively degraded. This is made possible by the considerably lower organic load; as a result, biomass accumulation slows and mixed liquor suspended solids (MLSS), which have low value, are produced. With the assistance of continuous airflow, and without the use of chemicals or backwashing, an ultrafiltration module (UF) with a membrane cut-off size small enough to be able to create a constant permeate flux during the grey water treatment process is necessary. Although processed grey water does not pass denitrification, all parameters linked to the quality of the effluent water exceed environmental quality criteria.

**Keywords** : Membrane bioreactor, wastewater, greywater, BOD. COD, total *coliform*.

## INTRODUCTION

In this study, wastewater, namely grey water, is one of the environmental health factors that must be considered to prevent disease (Asan et al., 2020). Wastewater from sinks, drainage pipes, and kitchens and bathroom sinks is referred to as grey water (Lieberman et al., 2016). This grey water typically comprises fat and even feces in the form of food waste from the kitchen, whereas kitchen trash contains a lot of detergents (Bodzek et al., 2019). This grey water contains a significant number of hazardous pollutants, which, at a certain concentration, can transform into substances that are potentially harmful to the environment and even to human health. Therefore, the effluent from this grey water that is released must be managed to ensure that it complies with the government-set standards for quality.

There are numerous alternative greywater treatment technologies in use today that work to reduce the volume, parameter concentration, and toxicity of waste as risk factors for environmental pollution (Chang et al., 2002; Hernaningsih, 2018). However, to achieve an effective and efficient concentration reduction performance, it is necessary to determine how suitable technology is applied to grey water (Gürel and Büyükgüngör, 2015; Lieberman et al., 2016). Adding a recycling processing facility usually requires a sizable quantity of space, yet there is typically relatively limited land available in urban areas (Banaszak et al., 1998; Rodrigues et al., 2023). The use of the Membrane Bioreactor system is one of the technologies that might be developed for this purpose. The wastewater treatment technology known as MBR has been used extensively around the world (Mohd Azoddein et al., 2015). As the community's demands change, so does the development of its use (Aditia, 2020). The capacity for wastewater treatment can also be modified to meet current demands; for instance, it can be increased to 5,000 or 10,000 l/hour (Huang et al., 2020).

An activated sludge method that is also fitted with a Membrane Bioreactor (MBR) System was tested to overcome the shortcomings of the conventional system (i.e., the activated sludge method) (Gede Wenten et al., 2020; Osman, 2014). Except for the separation of activated sludge and effluent, which is accomplished using a filtration membrane as a substitute for the sedimentation phase, the MBR concept is technically identical to conventional biological waste treatment (Gede Wenten et al., 2020). This system's utilization may process organic or inorganic substances with high concentrations and variable loads while also improving the effluent's quality (Gupta, 2018).

Due to the system's weaknesses in terms of cost and the requirement for reliable and skilled human resources during maintenance, it is still not widely used in Indonesia (Al-Khafaji et al., 2022; Gede Wenten et al., 2020; Nandari et al., 2018). There is one more benefit to this arrangement, though, and that is the requirement for less space (because it does not require a clarifier as a settling basin) (Fernando, 2019). This will consider the limited nature of land and water resources (Chang et al., 2002; Huang et al., 2020; Judd, 2005).

Additionally, this technique is significantly more sophisticated than conventional treatment methods, which are unable to handle wastewater with continuously variable water discharge. MBR can help improve the quality of domestic wastewater, such as grey water, which is typically treated using more conventional methods despite having lower quality (Banaszak et al., 1998; Liberman et al., 2016). The use of MBR is increasing even though the investment and operating expenses with this MBR performance are higher than those of conventional processing technology (Banaszak et al., 1998; Le-Clech et al., 2006). This is because the effluent from recycling grey water is of such high quality that it may be utilized to supplement increasingly scarce pure water sources. This study will discuss about how grey water treatment plants, which use the membrane bioreactor (MBR) system to clean the water and turn it into clean water, can be used. Also, to assess the effectiveness of the outputs of the wastewater treatment process utilizing the Membrane Bioreactor System (MBR) that comes from the Wastewater Treatment Plant (WWTP).

## MATERIALS AND METHODS

### MBR Definition and Classification

This study uses a research and development method with an experimental approach. The research and development is carried out using membrane bioreactor (MBR) wastewater treatment technology. The experimental process, testing the MBR in gray water to remove wastewater parameters. The chemical parameters are (BOD<sub>5</sub>, COD, TOC, NH<sub>3</sub>, NO<sub>3</sub>, NO<sub>2</sub>, and detergents) and biological pollutants (total coliform and *Escherichia coli*) in greywater. MBR technology for treating wastewater has become an issue all over the world (Aditia, 2020; Liberman et al., 2016). This technology is the result of combining activated sludge with extra filtering membranes to separate biomass from waste in conventional processes (Ladewig and Al-Shaeli, 2017). Compared to the conventional activated sludge process, MBR can produce much higher quality effluent because it gets rid of all suspended solids, colloidal solids, and bacteria that have trapped to surfaces (Inc et al., 2013). Membrane bioreactors can be run with high MLSS concentrations so they can treat more wastewater at once (Liao et al., 2018).

MBR is a technology that uses pressure on the filtration membrane in place of gravity-based purification (used to remove active biomass from liquid mixtures) to naturally increase the efficiency of conventional wastewater treatment membrane processes (Bodzek et al., 2019; Chu et al., 2014; Huang et al., 2020). The fundamental ideas are still the same as in conventional systems and are based on the idea that pollutants can be reduced through biological reactions. In principle, MBR is a system for treating wastewater that uses a membrane that is either outside or submerged in a bioreactor (Chang et al., 2002). A combination of membranes is used inside the bioreactor for the biomass separation process. In this case,

membranes also take the place of sedimentation ponds, which were used before to separate solids from liquids (Hernaningsih, 2018).

The method for separating water and solids heavily relies on the usage of membranes. In general, there are three types of membranes: an-isotropic membranes, membranes formed of ceramics, metals, and liquid film layers, as well as isotropic membranes (microporous membranes, non-porous or non-porous dense membranes, and electrically charged membranes). Microfiltration (MF), ultrafiltration (UF), nanofiltration (NF), reverse osmosis (RO), electrodialysis (ED), and electro de-ionization (EDI) are all common separation procedures; the first four processes produce permeate (the intended separation outcome) and retentate (residual result) (Judd, 2008). Because the separation is no longer subject to hydrodynamic conditions such as sludge retention time, hydraulic retention time, and sludge removal rate, the use of membranes produces a more flawless separation performance (Kim et al., 2008; Ladewig and Al-Shaeli, 2017). The process of filtering sludge in MBR technology uses a membrane, whereas, in the activated sludge process, the sludge separation is accomplished by utilizing gravity in the settling tank (Le-Clech et al., 2006).

#### MBR Configuration

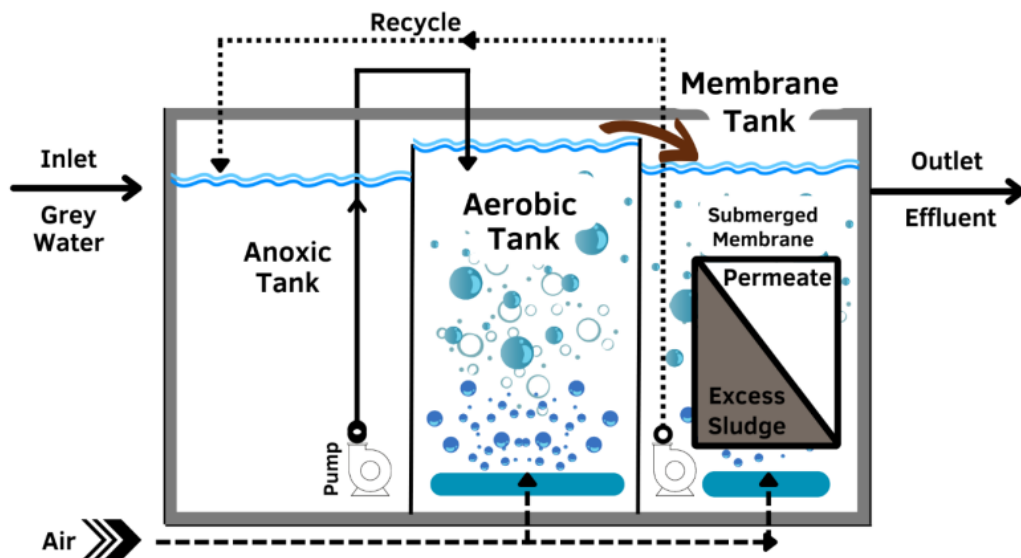
The configuration of this MBR process varies depending on the quality of the wastewater to be treated and the location of the membrane against the reactor (Mackenzie L. Davis P.E., DEE, 2010). To carry out proper denitrification of the concentration of nitrate and nitrogen in the effluent, a procedure like the MBR can be provided within an anoxic zone that is established after aerobic processing. An anaerobic zone can also be used in this MBR process to improve the efficiency of lowering phosphorus levels (Huang et al., 2020; Le-Clech et al., 2006; Silva et al., 2017).

These are the various MBR process configuration two types. First type is internal membrane (submerged membrane), it can implement the membrane filter in the main bioreactor or a different tank. Membranes can have an online backwash system that uses a pump to reduce fouling on the membrane surface. It can be flat, tubular sheets, or a combination of both. To prevent fouling, additional aeration is also required to generate water pressure. Second types is external membrane (side stream membrane), the membrane is installed outside the bioreactor after the position of the bioreactor. Biomass is injected directly into the membrane module installed in series, and the recirculation flow returns to the bioreactor to manage the MLSS concentration (Mixed Liquor Suspended Solids). Reactors with pumps and pipes can also be used to perform the membrane removal procedure. The submerged membrane system is the most common

since the energy used is less and more stable. According to this study, the submerged membrane is the type of membrane technology utilized to treat grey water.

#### Performance Mechanism for MBR

Aerobic and anaerobic biodegradation processes, the effectiveness of the wastewater treatment procedure in the biodegradation process is significantly influenced by microorganisms. In the waste plant, microorganisms break down organic substances to produce energy, which is then used for their growth. Membrane System, the membrane has a thickness of between 0.1 and 0.5 mm and is a thin, semi-permeable layer. The membrane functions as a filter and barrier for molecules that pass through it. After the flow has passed through the membrane system, very small particles can be trapped, making this device highly effective at preventing the passage of very small pollution particles. This ability is based on the size and energy of the flow. The membrane system's disadvantage is clogging. The longer it is worked, the more particles will build and potentially clog the flow path. Consequently, occasional backwashing is necessary. Figure 1 is a detail of the membrane bioreactor process,



16  
Figure 1. Schematic Layout of The Submerged Membrane Bioreactor



## RESULTS AND DISCUSSION

The installation and application system of MBR technology is carried out in the office area of the Ministry of Health, Surabaya. Utilizing Zenon MBR technology and a feed tank with a total volume of 1.5 m<sup>3</sup> to function as a sedimentation tank and to balance the incoming flow. The grey water generated by office activities is pumped from the sewer based on the feed tank's level control. The submerged ultrafiltration (UF) module used by this MBR has a cut-off size of 50 nm or less. Samples from the influent and effluent streams were taken for 70 days (one week) as part of an approved environmental laboratory test to track the operational effectiveness of the bioreactor. Parameters chemistry and microbiology each examined a variety of parameters, including BOD<sub>5</sub>, COD, TSS, TOC, nitrate-nitrite, detergent, and total coliform. The results of using a membrane bioreactor in detail are presented in table 1 below,

Table 1. Test Results for Chemical and Biological Parameters Using a Membrane Bioreactor

Parameters	Concentration Influent	Concentration Effluent	Efficiency Rate (%)
BOD <sub>5</sub> (mg/L)	139.12 ± 16.47	10.27 ± 1.20	93%
COD (mg/L)	354.85 ± 13.82	21.24 ± 2.41	94%
TOC (mg/L)	56.2 ± 2.22	7.48 ± 0.92	87%
TSS (mg/L)	85.35 ± 2.32	2.79 ± 0.59	97%
NH 3-N (mg/L)	18.07 ± 2.18	1.38 ± 0.49	92%
NO 3-N (mg/L)	0.51 ± 0.05	7.43 ± 1.11	-
NO 2-N (mg/L)	0.02 ± 0.003	0.2 ± 0.02	-
Detergents (mg/L)	6.2 ± 0.98	0.39 ± 0.08	94%
Total coliform (< 1.8 MPN/100 mL)	1 x 10 <sup>6</sup>	0	100%
<i>Escherichia coli</i> (< 1.8 MPN/100 mL)	1 x 10 <sup>5</sup>	0	100%

The results of table 1 explain that the maximum efficiency rate of using a membrane bioreactor (100%) for the parameters of total coliform and *Escherichia coli*. The next parameter that has the highest efficiency rate for TSS reduction is 97%. On the other hand, the use of a membrane bioreactor cannot reduce the concentration of NO<sub>3</sub> and NO<sub>4</sub> parameters. To find out the MBR performance, an analysis of gray water is carried out every week to get trends from performance effectiveness to find out the magnitude of the decrease in the pollutant parameters. The results of the study can be seen in Figures 2, 3 and 4 below,

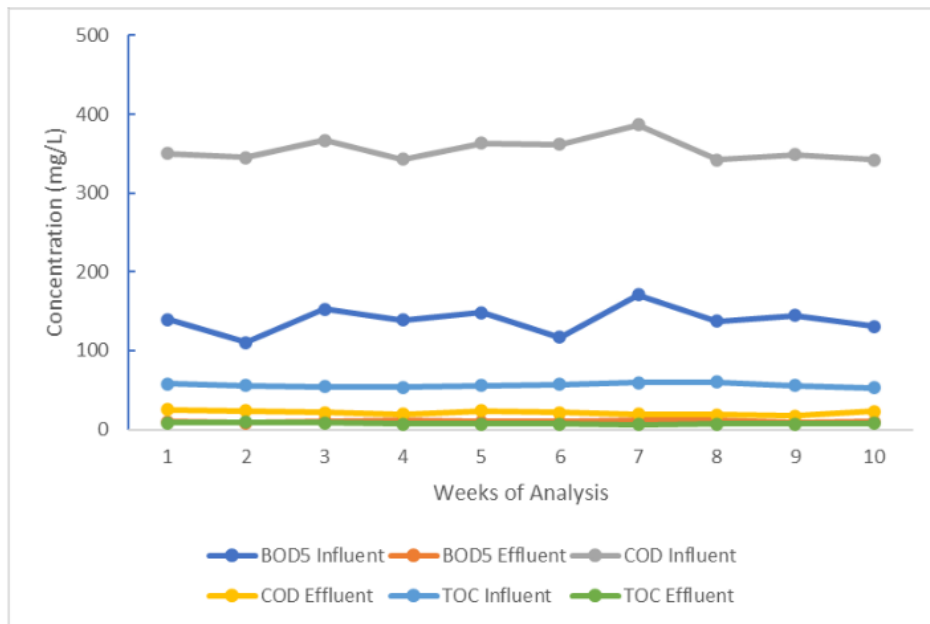


Figure 1. Basic Parameter Analysis Results for Greywater

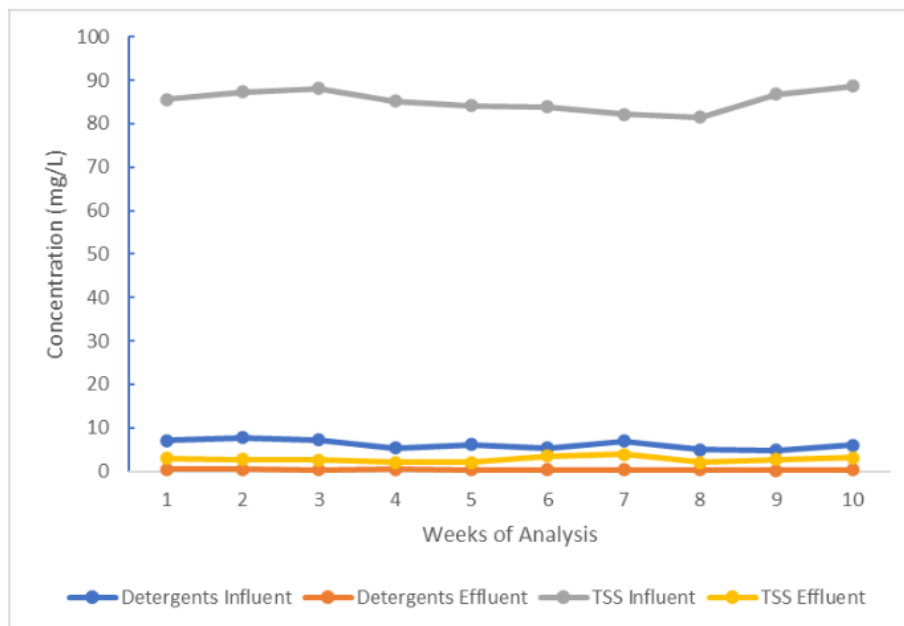


Figure 2. Reduction of Detergent Levels in Greywater



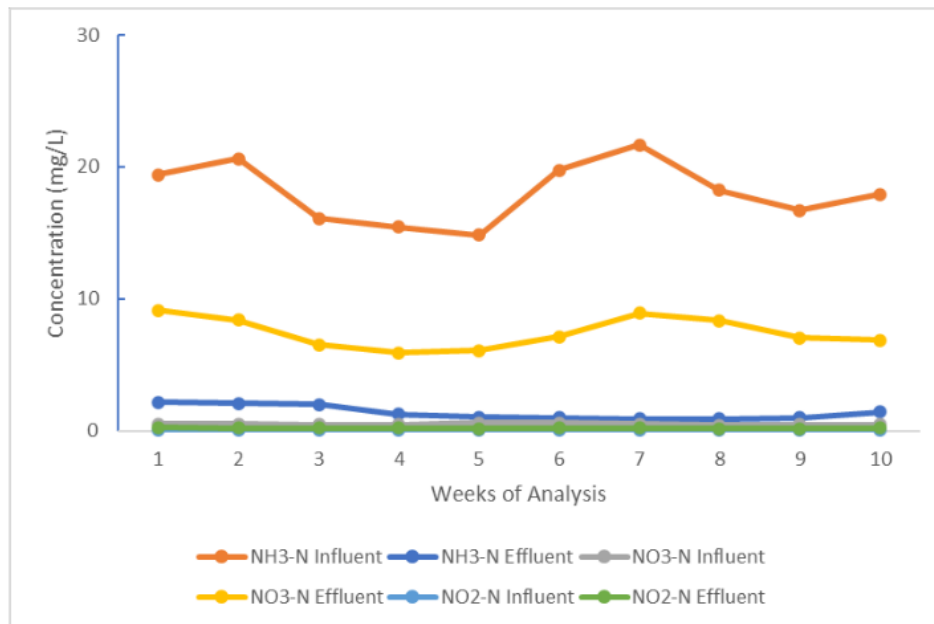


Figure 3. Measurement Results for Ammonia Parameters and Nitrification Process in Greywater

Almost all water quality indicators from all examined samples that were treated with MBR technology exceeded the standards, according to the analysis's results, including the concentrations of the microbiological parameters *Total coliform* and *Escherichia coli*. According to the examination of the treated water's quality, the concentration exceeds the government's guidelines for environmental quality. The results of applying MBR technology to reduce the concentration levels of processed office grey water averaged up to a reduction of 90%. Compared to industrial wastewater, grey water has a relatively high concentration of organic matter, severe physicochemical parameters (pH, temperature, and salinity), and natural compounds with risk factors and the potential to obstruct biological treatment processes (Bani-Melhem and Smith, 2012; Kadim and Abd, 2022; Luján-Facundo et al., 2019).

Both nitrification and denitrification are ongoing processes. The nitrification process that converts  $\text{NH}_3$  into  $\text{NO}_3^-$ , is carried out under aerobic conditions, while denitrification which reduces nitrates to atmospheric nitrogen occurs only in anaerobic conditions (Afifah et al., 2021). Because the MBR technology system's primary purpose is to clean the UF membrane and prevent fouling, it is not possible to reduce the level of aeration. This is designed to prevent backwashing or chemical cleaning of the membrane (Ding et al., 2016; Fountoulakis et al., 2016; Hocaoglu et al., 2013). However, the levels of nitrate and nitrite in grey water treated using MBR still meet environmental quality criteria. Meanwhile, the efficiency rate for the principal pollutant elimination from wastewater is 90%. This MBR technology has proven to be effective as a grey water recycling module that may be used as a backup for clean water needs in the future.

## CONCLUSIONS

The use of membrane bioreactor (MBR) technology for greywater treatment is an effective alternative technology. Bioreactor membrane technology is proven to reduce wastewater pollutants BOD<sub>5</sub> (93%), COD (94%), TOC (87%), NH<sub>3</sub> (92%), detergents (94%), total *coliform* and *Escherichia coli* (100%) so that it can be applied as a domestic wastewater treatment technology. However, membrane bioreactor technology cannot be used to remove NO<sub>3</sub> and NO<sub>4</sub> pollutants. Future studies can develop anaerobic tanks in membrane bioreactor technology or other alternative technologies in removing NO<sub>3</sub> and NO<sub>4</sub> with the use of algae and a combination of effective microorganisms.

## Acknowledgements

This study was financially supported by The Bandung Health Polytechnic, Ministry of Health Indonesia; Universitas Airlangga, Indonesia; Universiti Kebangsaan Malaysia; Universitas Sebelas Maret, Indonesia.

## Conflict of interest

The Authors do not declare conflict of interest

## REFERENCES

1. Aditia, A., 2020. Pengolahan Air Limbah Menggunakan Bioreaktor Membran (BRM) (in Indonesia). *J. Ilm. Maksitek* 5 (4), 5–24.
2. Afifah, A.S., Prajati, G., Adicita, Y., Darwin, D., Firmansyah, Y.W., 2021. Pemanfaatan Mikroalga dalam Penurunan Kadar Amonia dengan Variasi Penambahan Effective Microorganism (in Indonesia). *J. Serambi Eng.* 6 (2), 1762-1767.
3. Al-Khafaji, S.S., Al-Rekabi, W.S., mawat, M.J., 2022. Apply Membrane Biological Reactor (MBR) in Industrial wastewater treatment: A Mini Review. *Eurasian J. Eng. Technol.* 7, 98–106.
4. Asan, C., Gürel, L., Büyükgüngör, H., 2020. Batik Ultrafiltrasyon Membran Biyoreaktörü İle Gerçek Gri Su Aritimi. *Konya J. Eng. Sci.* 8 (1), 103–112.
5. Banaszak, J.E., Rittmann, B.E., Evans, J., 1998. Biotechnology for waste and wastewater treatment.. *Environ. Prog.* 17 (1), S9–S10.
6. Bani-Melhem, K., Smith, E., 2012. Grey water treatment by a continuous process of an electrocoagulation unit and a submerged membrane bioreactor system. *Chem. Eng. J.* 198–199, 201–

210.

7. Bodzek, M., Konieczny, K., Rajca, M., 2019. Membranes in water and wastewater disinfection – review. *Arch. Environ. Prot.* 45 (1), 3–18.
8. Chang, I.-S., Le Clech, P., Jefferson, B., Judd, S., 2002. Membrane Fouling in Membrane Bioreactors for Wastewater Treatment. *J. Environ. Eng.* 128 (11), 1018–1029.
9. Chu, H., Zhang, Y., Zhou, X., Zhao, Y., Dong, B., Zhang, H., 2014. Dynamic membrane bioreactor for wastewater treatment: Operation, critical flux, and dynamic membrane structure. *J. Memb. Sci.* 450, 265–271.
10. Ding, A., Liang, H., Li, G., Derlon, N., Szivak, I., Morgenroth, E., Pronk, W., 2016. Impact of aeration shear stress on permeate flux and fouling layer properties in a low pressure membrane bioreactor for the treatment of grey water. *J. Memb. Sci.* 510, 382–390.
11. Fernando, R.L.S., 2019. Solid waste management of local governments in the Western Province of Sri Lanka: An implementation analysis. *Waste Manag.* 84, 194–203.
12. Fountoulakis, M.S., Markakis, N., Petousi, I., Manios, T., 2016. Single house on-site grey water treatment using a submerged membrane bioreactor for toilet flushing. *Sci. Total Environ.* 551–552, 706–711.
13. Gede Wenten, I., Friatnasary, D.L., Khoiruddin, K., Setiadi, T., Boopathy, R., 2020. Extractive membrane bioreactor (EMBR): Recent advances and applications. *Bioresour. Technol.* 297, 122424.
14. Gupta, N., 2018. White Matter Hyperintensity-Associated Blood-Brain Barrier Disruption and Vascular Risk Factors. *J. Stroke Cerebrovasc. Dis.* 27 (2), 466–471.
15. Gürel, L., Büyükgüngör, H., 2015. The Role of Mass Transfer in Membrane Systems. *Pamukkale Univ. J. Eng. Sci.* 21 (6), 224–238.
16. Hernaningsih, T., 2018. Aplikasi Membrane Bioreactor (MBR) Untuk Proses Daur Ulang Air Limbah (in Indonesia). *J. Air Indones.* 7 (2), 109–118.
17. Hocaoglu, S.M., Atasoy, E., Baban, A., Orhon, D., 2013. Modeling biodegradation characteristics of grey water in membrane bioreactor. *J. Memb. Sci.* 429, 139–146.
18. Huang, S., Pooi, C.K., Shi, X., Varjani, S., Ng, H.Y., 2020. Performance and process simulation of membrane bioreactor (MBR) treating petrochemical wastewater. *Sci. Total Environ.* 747, 141311.
19. Inc, M.& E., Tchobanoglous, G., Burton, F.L., Tsuchihashi, R., Stensel, H.D., 2013. Wastewater Emgomeeromg: Treatment and Resource Recovery. *Wastewater Eng.* 2048.
20. Judd, S., 2005. Fouling control in submerged membrane bioreactors. *Water Sci. Technol.* 51 (6-7), 27–34.
21. Judd, S., 2008. The status of membrane bioreactor technology. *Trends Biotechnol.* 26 (2), 109–116.
22. Kadim, H.A., Abd, A.N., 2022. Removing Pollutants From Wastewater Using An Advanced

- Method. Rev. Gestão Soc. e Ambient. 16 (3), 1–11.
23. Kim, J.-Y., Chang, I.-S., Shin, D.-H., Park, H.-H., 2008. Membrane fouling control through the change of the depth of a membrane module in a submerged membrane bioreactor for advanced wastewater treatment. *Desalination* 231 (1-3), 35–43.
  24. Ladewig, B., Al-Shaeli, M.N.Z., 2017. Fouling in Membrane Bioreactors. pp. 39–85.
  25. Le-Clech, P., Chen, V., Fane, T.A.G., 2006. Fouling in membrane bioreactors used in wastewater treatment. *J. Memb. Sci.* 284 (1-2), 17–53.
  26. Liao, Y., Bokhary, A., Maleki, E., Liao, B., 2018. A review of membrane fouling and its control in algal-related membrane processes. *Bioresour. Technol.* 264, 343–358.
  27. Liberman, N., Shandalov, S., Forgacs, C., Oron, G., Brenner, A., 2016. Use of MBR to sustain active biomass for treatment of low organic load grey water. *Clean Technol. Environ. Policy* 18 (4), 1219–1224.
  28. Luján-Facundo, M.J., Mendoza-Roca, J.A., Soler-Cabezas, J.L., Bes-Piá, A., Vincent-Vela, M.C., Pastor-Alcañiz, L., 2019. Use of the osmotic membrane bioreactor for the management of tannery wastewater using absorption liquid waste as draw solution. *Process Saf. Environ. Prot.* 131, 292–299.
  29. Mackenzie L. Davis P.E., DEE, P.D., 2010. *Water and Wastewater Engineering: Design Principles and Practice*, First edition. ed. McGraw-Hill Education, New York.
  30. Mohd Azoddein, A.A., Haris, H., Mohd Azli, F.A., 2015. Treatment of Palm Oil Mill Effluent (POME) Using Membrane Bioreactor. *Malaysian J. Anal. Sci.* 19 (3), 463–471.
  31. Nandari, W.W., Utami, A., Yogafanny, E., Kristiati, M.T., 2018. Pengolahan Air Terproduksi Dengan Membran Bioreaktor Di Wilayah Penambangan Wonocolo (in Indonesia). *Eksergi* 15 (3), 34.
  32. Osman, M., 2014. Waste Water Treatment in Chemical Industries: The Concept and Current Technologies. *J. Waste Water Treat. Anal.* 05 (1).
  33. Rodrigues, V., Wander, A., Rosa, F., 2023. Diagnosis of the Sustainability of a Poultry Value Chain from the Perspective of Environmental Management Accounting. *Rev. Gest. Soc. e Ambient.* 17 (1), 1-20.
  34. Silva, L.L.S., Moreira, C.G., Curzio, B.A., da Fonseca, F. V., 2017. Micropollutant Removal from Water by Membrane and Advanced Oxidation Processes—A Review. *J. Water Resour. Prot.* 09 (5), 411–431.

# 14%

SIMILARITY INDEX

---

### PRIMARY SOURCES

---

- 1** [ojs2.e-journal.unair.ac.id](https://ojs2.e-journal.unair.ac.id) 27 words — 1%  
Internet
- 2** Nir Liberman, Semion Shandalov, Chaim Forgacs, Gideon Oron, Asher Brenner. "Use of MBR to sustain active biomass for treatment of low organic load grey water", Clean Technologies and Environmental Policy, 2016 23 words — 1%  
Crossref
- 3** Elanda Fikri, Reta Mutiara Farid, Yosephina Septiati, Nanny Djuhriah, Neneng Hanurawaty, Amar Khair. "Effect of Zeolite and Activated Carbon Thickness Variation as Adsorbent Media in Reducing Phenol and Manganese Levels in Wastewater of Non-Destructive Testing Unit", Journal of Ecological Engineering, 2022 21 words — 1%  
Crossref
- 4** [dokumen.pub](https://dokumen.pub) 21 words — 1%  
Internet
- 5** [www.omnienvironmental.com](https://www.omnienvironmental.com) 21 words — 1%  
Internet
- 6** "Encyclopedia of Membranes", Springer Science and Business Media LLC, 2016 20 words — 1%  
Crossref

- 
- 7 Yunkun Wang. "Development of Novel Bioelectrochemical Membrane Separation Technologies for Wastewater Treatment and Resource Recovery", Springer Science and Business Media LLC, 2020  
Crossref 17 words — 1%
- 
- 8 [open.library.ubc.ca](http://open.library.ubc.ca)  
Internet 17 words — 1%
- 
- 9 [www.researchgate.net](http://www.researchgate.net)  
Internet 13 words — < 1%
- 
- 10 [engagedscholarship.csuohio.edu](http://engagedscholarship.csuohio.edu)  
Internet 12 words — < 1%
- 
- 11 "Rhizobiont in Bioremediation of Hazardous Waste", Springer Science and Business Media LLC, 2021  
Crossref 11 words — < 1%
- 
- 12 E. M. Callaway, L. Luo. "Monosynaptic Circuit Tracing with Glycoprotein-Deleted Rabies Viruses", Journal of Neuroscience, 2015  
Crossref 11 words — < 1%
- 
- 13 Diniar Mungil Kurniawati, Dominicus Danardono Dwi Prija Tjahjana, Budi Santoso. "Experimental investigation on performance of crossflow wind turbine as effect of blades number", AIP Publishing, 2018  
Crossref 10 words — < 1%
- 
- 14 [www.mdpi.com](http://www.mdpi.com)  
Internet 10 words — < 1%
- 
- 15 Arezoo Mahmoudi, Seyyed Alireza Mousavi, Parastoo Darvishi. "Greywater as a sustainable source for development of green roofs: Characteristics,



treatment technologies, reuse, case studies and future developments", Journal of Environmental Management, 2021

Crossref

---

16 [knowledgecommons.lakeheadu.ca](https://knowledgecommons.lakeheadu.ca) 9 words — < 1%  
Internet

---

17 [lume.ufrgs.br](https://lume.ufrgs.br) 9 words — < 1%  
Internet

---

18 Hong-Duck Ryu, Hyeyeol Han, Ji-Hyoung Park, Yong Seok Kim. "New insights into the occurrence and removal of 36 pesticides in pesticide wastewater treatment plants in Korea", Chemosphere, 2022 8 words — < 1%  
Crossref

---

19 Humphrey, Charles, Michael O'Driscoll, and Jonathan Harris. "Spatial Distribution of Fecal Indicator Bacteria in Groundwater beneath Two Large On-Site Wastewater Treatment Systems", Water, 2014. 8 words — < 1%  
Crossref

---

20 [acta.urk.edu.pl](https://acta.urk.edu.pl) 8 words — < 1%  
Internet

---

21 [depositonce.tu-berlin.de](https://depositonce.tu-berlin.de) 8 words — < 1%  
Internet

---

22 [dspace.lib.cranfield.ac.uk](https://dspace.lib.cranfield.ac.uk) 8 words — < 1%  
Internet

---

23 [ijaems.com](https://ijaems.com) 8 words — < 1%  
Internet

---

24 [mdpi-res.com](https://mdpi-res.com) 8 words — < 1%  
Internet

---

25	<a href="http://minerva.usc.es">minerva.usc.es</a> Internet	8 words — < 1%
26	<a href="http://res.mdpi.com">res.mdpi.com</a> Internet	8 words — < 1%
27	<a href="http://www.science.gov">www.science.gov</a> Internet	8 words — < 1%
28	<a href="http://www.tdx.cat">www.tdx.cat</a> Internet	8 words — < 1%
29	<a href="http://www.theseus.fi">www.theseus.fi</a> Internet	8 words — < 1%
30	<a href="http://zagan.unizar.es">zagan.unizar.es</a> Internet	8 words — < 1%
31	Rosalam Sarbatly. "chapter 11 Palm Oil Mill Wastewater and Treatment", IGI Global, 2020 Crossref	6 words — < 1%

---

EXCLUDE QUOTES OFF

EXCLUDE BIBLIOGRAPHY ON

EXCLUDE SOURCES OFF

EXCLUDE MATCHES OFF